

SPICES BOARD, INDIA



PRESENTATION ON THE OCCASION OF

THE ANNUAL MEETING OF THE AMERICAN SPICE TRADE ASSOCIATION 2006

S KANNAN

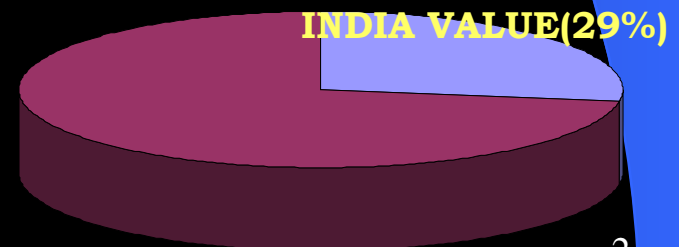
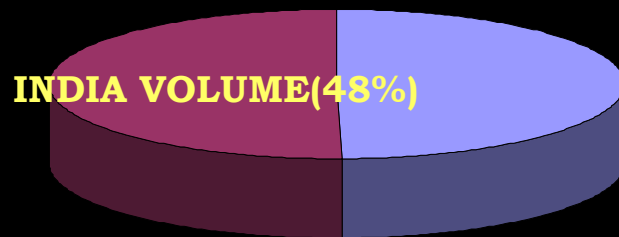
DIRECTOR, SPICES BOARD, INDIA

WORLD TRADE IN SPICES


	QTY (MT)	VALUE (US \$ MLN.)
WORLD TRADE	6,75,000	1785.00
INDIA'S SHARE	320527	517.90
% SHARE	47.50	29.01

INDIA'S STRENGTH

In the total World Spice trade in 2005 - 06



EXPORT OF INDIAN SPICES



YEAR	QTY (TONS)	VALUE (MLN US\$)
2003-04	246566	415.14
2004-05	335488	490.60
2005-06*	320527	517.90

* PROVISIONAL

EXPORT OF SPICES FROM INDIA

(QTY IN M.T; VALUE MLLN US \$)

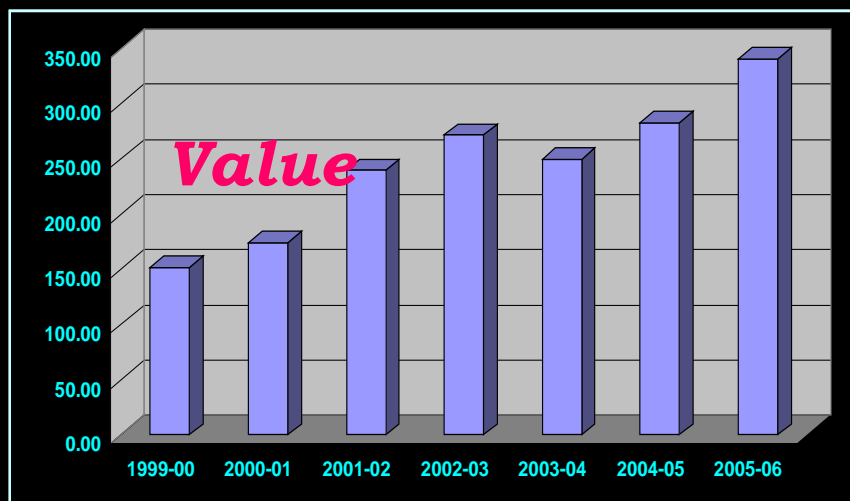
ITEM	2004 - 05		2005 - 06 *	
	QTY	VALUE	QTY	VALUE
MINT PRODUCTS	9300	90.93	11000	128.23
SPICE OILS & OLEORESINS	5600	103.42	6225	111.50
SEED & OTHER SPICES	103995	94.40	109655	87.76
CHILLI	138000	100.13	113250	89.98
PEPPER	14150	27.07	16700	31.33
TURMERIC	43000	34.90	46500	34.12
CURRY POWDER	7750	14.74	9000	17.17
GINGER	13000	13.27	7250	9.09
CARDAMOM(SMALL)	650	5.33	875	6.02
VANILLA	43	6.41	72	2.70
TOTAL	335488	490.60	320527	517.90

* PROVISIONAL

INDIAN SPICE EXPORTS

Adding Value to Spices.....

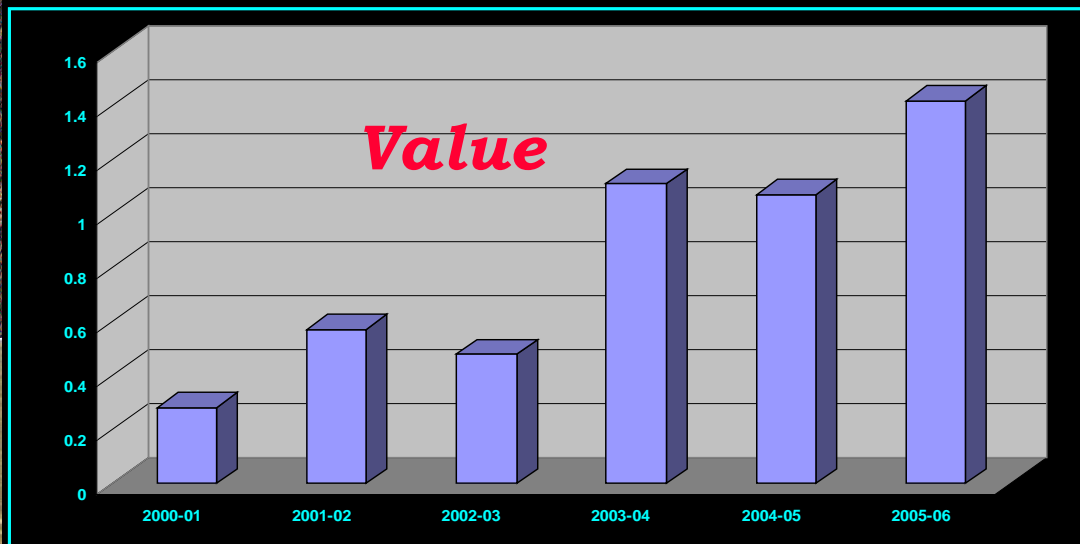
YEAR	WHOLE FORM		VALUE ADDED FORM	
	VALUE	% SHARE	VALUE	% SHARE
2001-02	168	41	240	59
2002-03	160	37	272	63
2003-04	165	40	250	60
2004-05	208	42	283	58
2005-06	177	34	341	66



EXPORT OF ORGANIC SPICES

Growing Food Safety Concern with Organic.....

YEAR	QTY (M.T)	VALUE (MLLN US \$)
2001-02	100.25	0.57
2002-03	108.20	0.48
2003-04	225.00	1.11
2004-05	234.00	1.07
2005-06	197.00	1.42



EXPORT OF SPICES TO USA

(QTY IN M.T; VALUE MLLN. US \$)

ITEM	2005-2006*	
	QTY	VALUE
SPICE OILS & OLEORESINS	1841	33.00
MINT PRODUCTS	1896	25.15
CHILLI	16580	19.39
PEPPER	6445	11.68
VANILLA	34	1.25
TURMERIC	2634	3.22
CELERY	2274	1.87
CURRY POWDER	978	2.22
CUMIN	481	0.61
GINGER	595	1.35
OTHER SPICES	6055	7.98
TOTAL	39813	107.72
% OF TOTAL EXPORT	12	21

* PROVISIONAL

INDIAN SPICE INDUSTRY

- 1928 REGISTERED EXPORTERS
- 364 MANUFACTURER EXPORTERS
- 100 EXPORTERS (6%) CONTRIBUTE OVER 80% OF EXPORTS
- 98 UNITS WITH IN-HOUSE LABORATORIES
- 16 SPICE HOUSE CERTIFICATE HOLDERS
- 5 UNITS CERTIFIED UNDER ISO 9000
- 5 UNITS WITH INDIAN SPICES LOGO
- 55 SPICE BRANDS REGISTERED WITH THE BOARD



CURRENT FOCUS

- **PRODUCTION, PROCESSING AND EXPORT OF ORGANIC SPICES**
- **PRODUCTION, PROCESSING & EXPORT OF VANILLA AND VANILLA BASED PRODUCTS**
- **TIMELY AND ADEQUATE RESPONSE TO FOOD SAFETY CONCERNS (SUDAN, AFLATOXIN)**
- **CONTROL OF PESTICIDES RESIDUES IN SPICES**
- **TECHNOLOGY UPGRADATION IN SPICE PROCESSING**
- **PROMOTION OF INDIAN BRANDS FOR THE PREMIUM MARKET.**

DEVELOPMENT PROGRAMMES


Support for Providing.....

SL.No	PROGRAMME	2003-04	2004-05	2005-06
1	CONSTRUCTION OF DRYING YARD (SQ. MTRS)	16980	22810	51522
2	SUPPLY OF POLYTHENE SHEETS (Nos)	12350	7300	16080
3	POST HARVEST TRAINING (PERSONS)	3387	11288	36000
4	ORGANIC CULTIVATION OF PAPRIKA LIKE CHILLI(Hect.)	75	175	395
5	IPM IN CHILLI(Hect.)	1863	2591	3000
6	VERMICOMPOST UNITS(Units)	1230	950	4277

NEW INITIATIVES

Training Programmes On

- **GOOD AGRICULTURAL PRACTICES(GAP) FOR EFFECTIVE EXTENSION DELIVERY FOR YOUTH FROM AGRICULTURE BACKGROUND**
- **TRAINING ON POST HARVEST METHODS AND QUALITY IMPROVEMENT**
- **TRAINING ON INTERNAL CONTROL SYSTEM FOR ORGANIC CULTIVATION**
- **TRAINING TO LAB PERSONNELS OF EXPORTERS ON TESTING AND ANALYTICAL METHODS IN BOARD'S QUALITY CONTROL LAB**
- **TRAINING CUM DEMONSTRATION UNIT FOR BIOAGENTS PRODUCTION**



VANILLA

AREA EXPANSION

15000 HA. BY 2007


5000 HA. SUPPORTED BY SPICES BOARD

PRODUCT FEATURES

VANILLIN CONTENT OBSERVED UP TO 3%

FLAVOUR COMPARABLE WITH THE BEST OF BOURBON

A VANILLA GARDEN



	2002-03	2003-04	2004-05	2005-06
TOTAL AREA (Hec.)	2545	3543	5370	5815
YIELDING AREA (Hec.)	914	1253	1948	2883
PRODUCTION (TONS)	92	134	196	210

MARK OF QUALITY & INDIANNESS



SPICE HOUSE CERTIFICATE

“SPICE HOUSE” CERTIFICATE HOLDERS - 16

RESPONSE TO FOOD SAFETY CONCERNS OF IMPORTERS

SUDAN RED

ACTION TAKEN IN RESPONSE TO RASFFs ON SUDAN-1

- **SUSPENDED THE CERTIFICATE OF REGISTRATION OF THE INVOLVED EXPORTERS FOR VIOLATION OF THE CONDITIONS OF REGISTRATION RELATING TO FOOD SAFETY**
- **CONTINUING THE MANDATORY SAMPLING AND ANALYSIS FOR SUDAN-1- IV FOR CHILLI, CHILLI PRODUCTS AND TURMERIC (IRRESPECTIVE OF DESTINATION OF EXPORT)**
- **SAMPLING PROCEDURES, AS RECOMMENDED BY EU, ASTA, OR ISO AS THE CASE MAY BE.**
- **DURING 2005 – 2006 - SAMPLES ANALYSED**

SUDAN - 10,925

AFLATOXIN - 14,982

AFLATOXIN IN CHILLIES/SPICES

PROGRAMMES FOR CONTROLLING AFLATOXIN & PESTICIDE RESIDUE

IMPLEMENTATION OF IPM IN

- ❖ GUNTUR, WARANGAL AND PRAKASAM DISTRICTS
- ❖ VILLAGES COVERED: 179
- ❖ 7800 FARMERS PARTICIPATED IN THE PROGRAMME



SOLAR DRYERS, DRYING YARDS AND POLYTHENE SHEETS



PESTICIDE RESIDUES

DETERMINATION OF MRLS FOR SPICES AT CODEX LEVEL

- **37th SESSION OF CCPRD DELIBERATED ON DRAFT MRLS FOR SPICES BASED ON MONITORING DATA**
- **MINISTRY OF HEALTH, GOVT. OF INDIA CONSIDERING TO FOLLOW THE CODEX ROUTE TO FIX MRLS FOR SPICES UNDER THE PFA ACT**

PROMOTION OF INDIAN BRANDS FOR THE PREMIUM MARKET

PROMOTION OF INDIAN BRANDS IN MAINSTREAM MARKETS IN THE DEVELOPED COUNTRIES, SUPPORT FOR RESEARCH INTO THE CLAIMED MEDICINAL VALUES OF SPICES, PRODUCT DEVELOPMENT, CLINICAL TRIALS AND PATENTING



Launched on 5th March 2005

www.flavourit.com

VISION FOR THE INDIAN SPICES EXPORTS INDUSTRY

To become the premier supplier of value added spices and herbs in the industrial, retail and food service segments of the global spices market by meeting the quality requirements





THANK YOU

